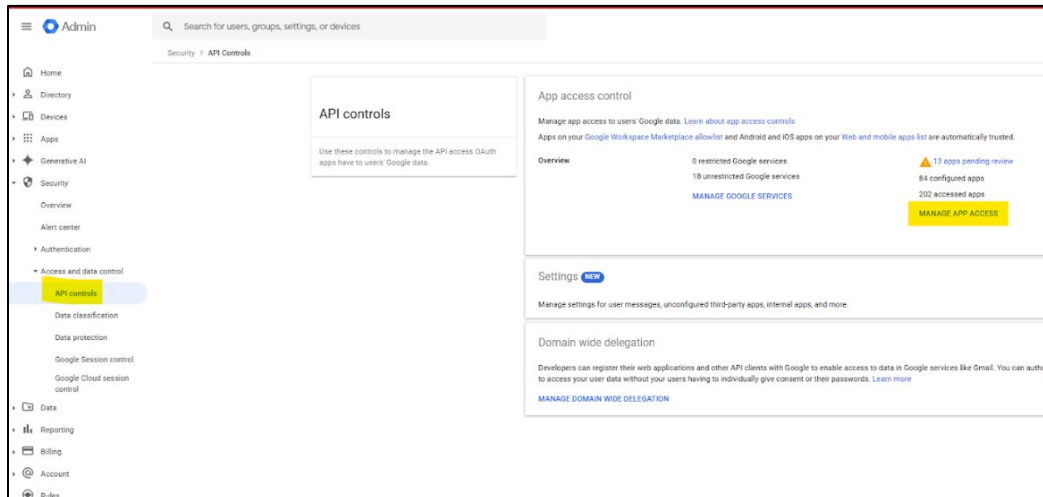
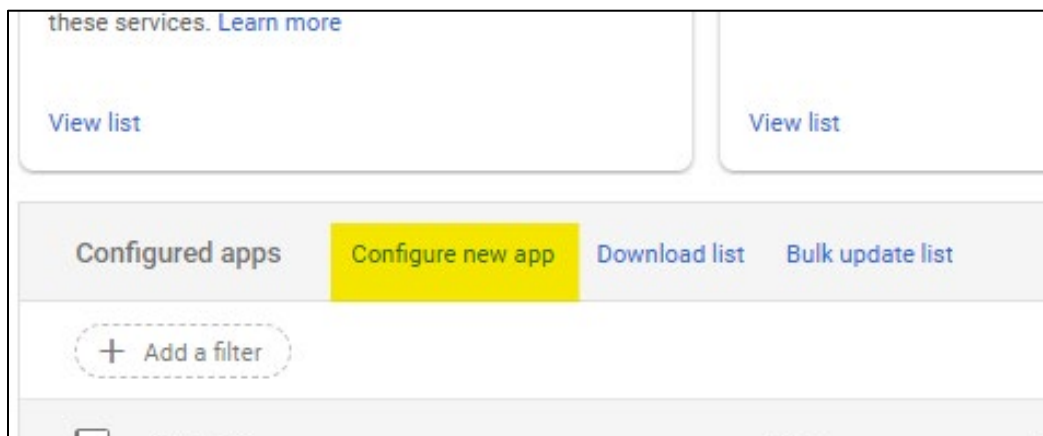


How to Authorize Class Retriever in Google Workspaces for Education

1. Login to your Google Workspaces for Education account.
2. Go to the Admin Console.
3. In the google admin console, go to **Security > Access and data control > API controls.**
4. On the right side, in the App access controls panel, click **MANAGE APP ACCESS.**



5. Select **Configure new app.**





6. Search for “**Class Retriever**” and select the verified web app.
7. Under **Scope** select the **organizational unit(s)** you would like to deploy this app to. Click **Continue**.

Selected application: Class Retriever (Web, Verified)

Scope: Select who to configure access for. To configure for more than 10 org units, use bulk update. [Learn about bulk updates](#)

All in (all users)

Select org units

Include organizational units (1)

Students/Class Retriever

[ADD ORGANIZATIONAL UNITS](#)

Back Cancel Continue

8. Under **Access to Google Data** select **Specific Google data** and then **Classroom**. Click **Continue**.

Selected application: Class Retriever (Web, Verified)

Access to Google Data: Choose an access type to specify which data this app can request from users signing in with their Google Account. [Learn more about app access to Google data](#)

Trusted
This app can request access to user data in any Google service via OAuth 2.0 scopes.
[What to expect with trusted access](#)

Limited
This app can request access to user data in any Google service marked unrestricted under Google services.
[What to expect with limited access](#)

Specific Google data
This app can only request access to user data from the Google services specified below. Note, you must include the Google Sign-in scope below to allow users to sign in with their Google Account.

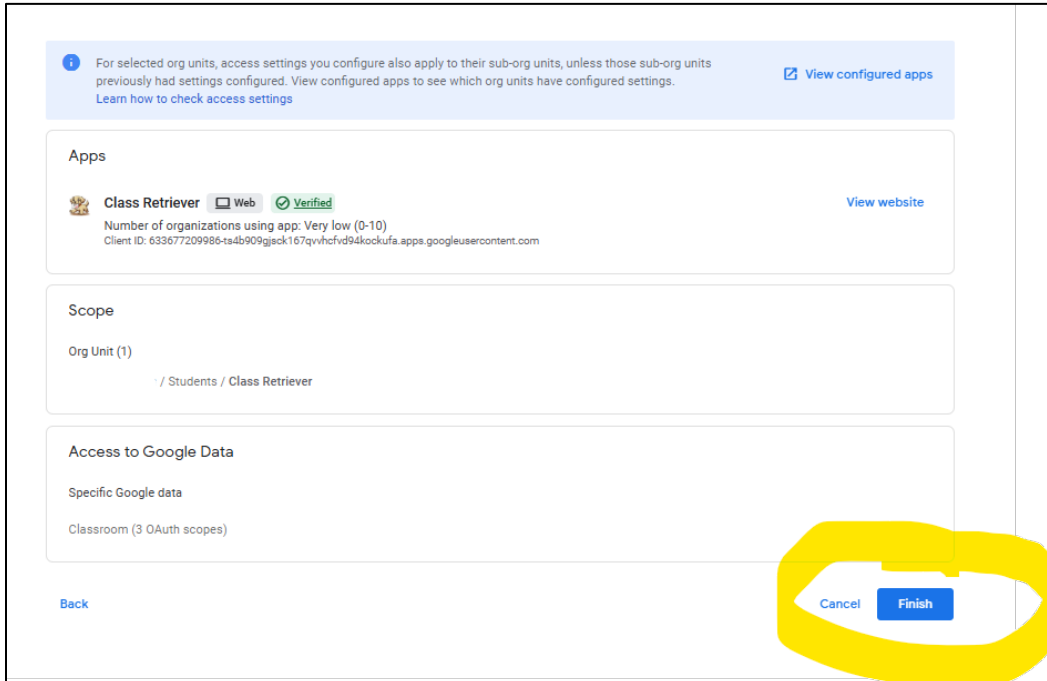
Classroom (3 scopes)

[Update Google services or scopes](#)

Blocked
Users can't sign into this app with their Google Account, and the app can't request access to user data in any Google service.


Back Cancel Continue

9. Click **Finish**.



i For selected org units, access settings you configure also apply to their sub-org units, unless those sub-org units previously had settings configured. View configured apps to see which org units have configured settings. [View configured apps](#)
[Learn how to check access settings](#)

Apps

 **Class Retriever** Web Verified [View website](#)

Number of organizations using app: Very low (0-10)
Client ID: 633677209986-ts4b909gjsck167qvvhcfd94kockufa.apps.googleusercontent.com

Scope

Org Unit (1)
/ Students / Class Retriever

Access to Google Data

Specific Google data
Classroom (3 OAuth scopes)

[Back](#) [Cancel](#) [Finish](#)

You're done! Thanks for authorizing Class Retriever!